

TB-200R DECORATIVE SQUARE TRUSS

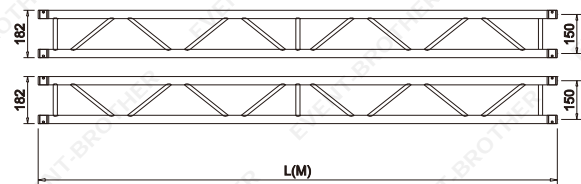
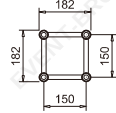
Product Description and Specification

Model NO: TB-200R

R Means Main Tube is Round Type

Size(mm)	20x20
Material	6082-T6 / 6061-T6
Main Tube(mm)	32x2
Brace Tube	16x2mm
Connectors Included	Screw Bolt & Nut

Length/Pcs(M)	SKU CODE	CBM/Piece
1m	TB-200R(2)x1	0.04
2m	TB-200R(2)x2	0.08
3m	TB-200R(2)x3	0.12



Loading Capacity Spec.	2m	4m	6m	8m
Central Point Load Weight(Kgs)	250	80	37	30
Deflection(mm)	5	23	60.5	89.6
Distributed Load Weight (kgs/m)	195	90.2	54	36
Deflection(mm)	5.8	26.3	64	94.3

TB-200S DECORATIVE SQUARE TRUSS

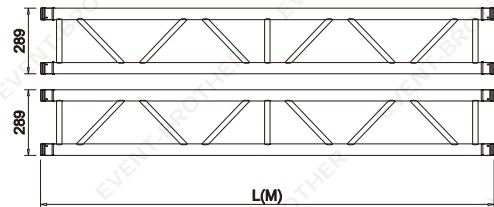
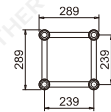
Product Description and Specification

Model NO: TB-200S

S Means Main Tube is Square Type

Size(mm)	20x20
Material	6082-T6 / 6061-T6
Main Tube(mm)	25x25x2
Brace Tube	16x2mm
Connectors Included	Screw Bolt & Nut

Length/Pcs(M)	SKU CODE	CBM/Piece
1m	TB-200S(2)x1	0.04
2m	TB-200S(2)x2	0.08
3m	TB-200S(2)x3	0.12



Loading Capacity Spec.	2m	4m	6m	8m
Central Point Load Weight(Kgs)	246	72	34	26
Deflection(mm)	5	21	55	78
Distributed Load Weight (kgs/m)	185	82	49	31
Deflection(mm)	6	24	58	81